







DOT THE SYLLABLES 1

Directions: Use a "Bingo Marker" or other "fun" marker to mark the number of parts (syllables) heard in each picture.

 <p>turtle</p>	1	2	3	4
 <p>apple</p>	1	2	3	4
 <p>chickens</p>	1	2	3	4
 <p>banana</p>	1	2	3	4
 <p>ants</p>	1	2	3	4
 <p>kangaroo</p>	1	2	3	4